



Bar Bending Testing Machine




This testing machine is used for bending test of insulating bar or shaft or pipe.




Model	QRIF-301
Max. Load Capacity (kN)	30
Min. Load Capacity (N)	0.6
Accuracy	Within ± 0.5 % of the indicated load
Operation Type	LCD Computer, AC servo motor and ball Screw
Test Speed	0.1 ~ 500 mm/min
Measurement	Load, stroke, strain
Load Sensor	Load cell
Test Control	Computer, auto return, auto zero, auto test
Safety Device	Over load limit, micro limit switch, cover
Tensile Test Space (mm)	500 ~ 2 000
Tensile Test Stroke (mm)	200
Power	1P, AC 220V, 60 Hz
Power Consumption (kW)	2
Dimension (mm)	3 500 × 800 × 2 200
Weight (kg)	350



Bar Torsion Testing Machine



This testing machine is used for torsion test of insulating bar or shaft or pipe.



Model	QRTT-301
Max. Load Capacity	2 000 N-m (20 282 kg-cm)
Accuracy	± 0.3 %
Operation Type	Automatic movement motor
Length of Load Lever	300 ~ 1 000 mm
Motor (kW)	Servo motor
Rotation	0.1 ~ 100 rev/min
Angle	0 ~ 360 °
Dimension (mm)	2 500 × 800 × 1 200
Power	3P, AC 220 or 380 V, 60 Hz
Power Consumption (kW)	3
Weight (kg)	450